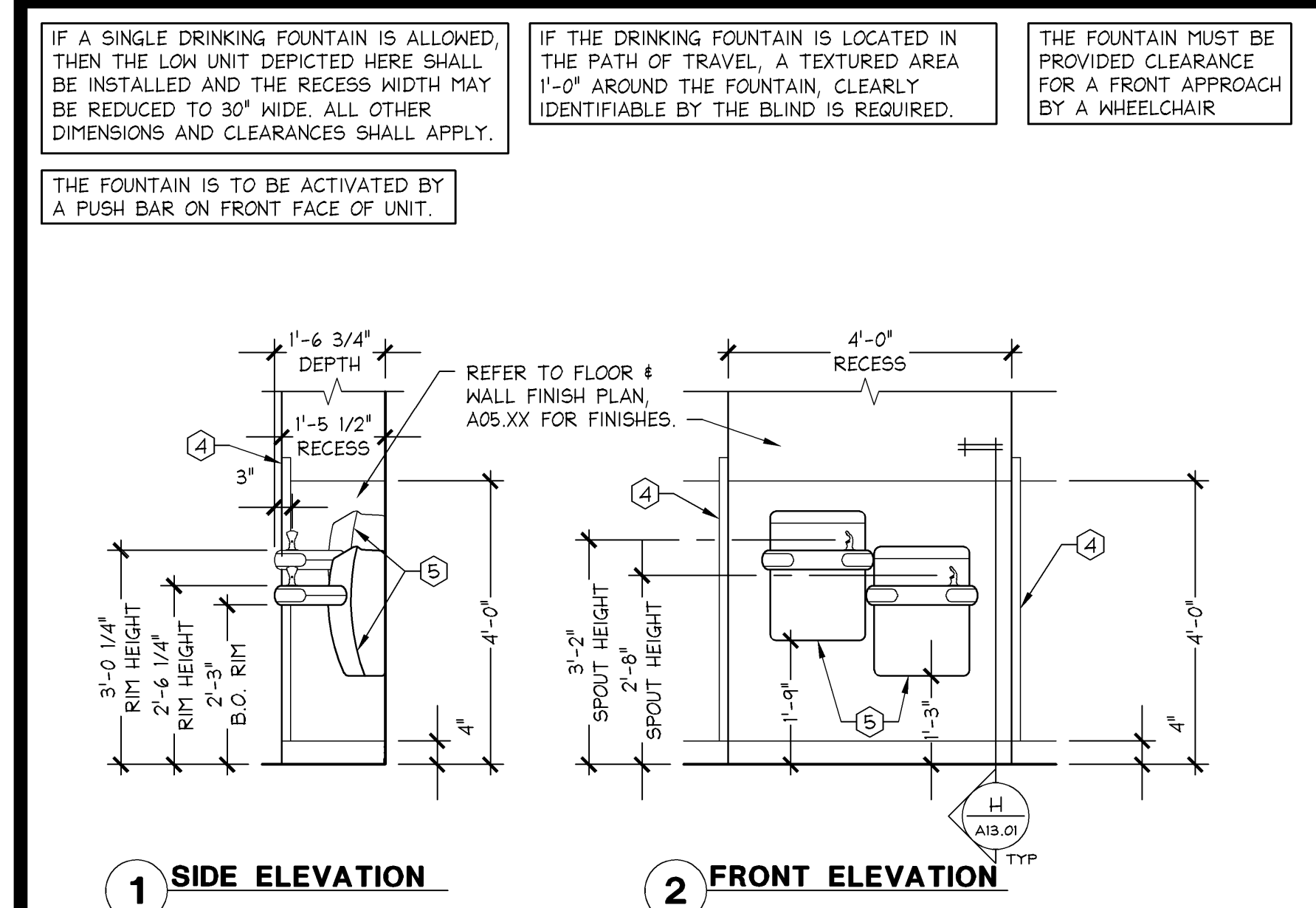


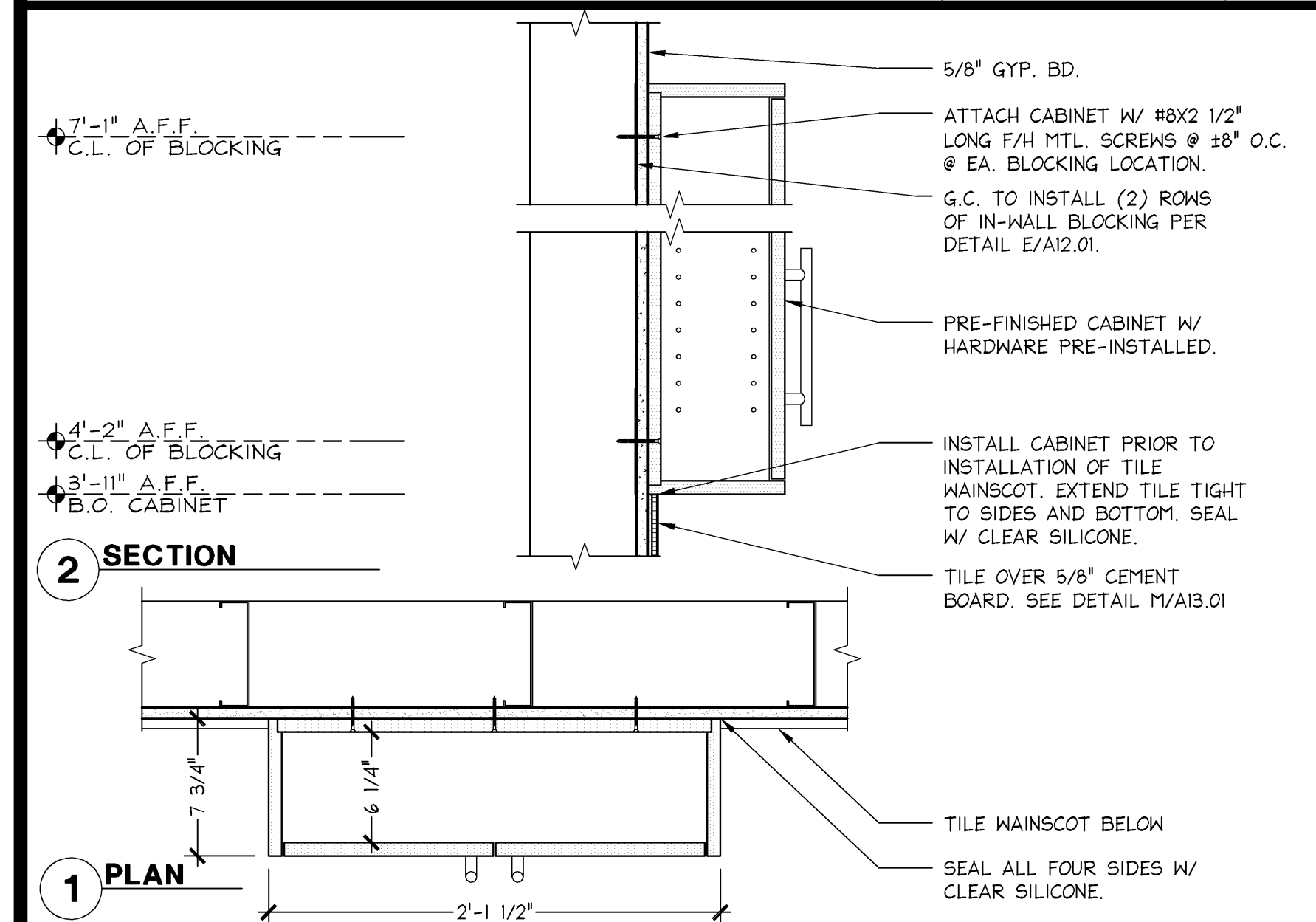
**POWDER ROOM TILE WAINSCOT (PKG2)**  
**SECTION DETAIL**  
3" ± 1'-0"  
05D-A1301-800-DETL 02.21.14



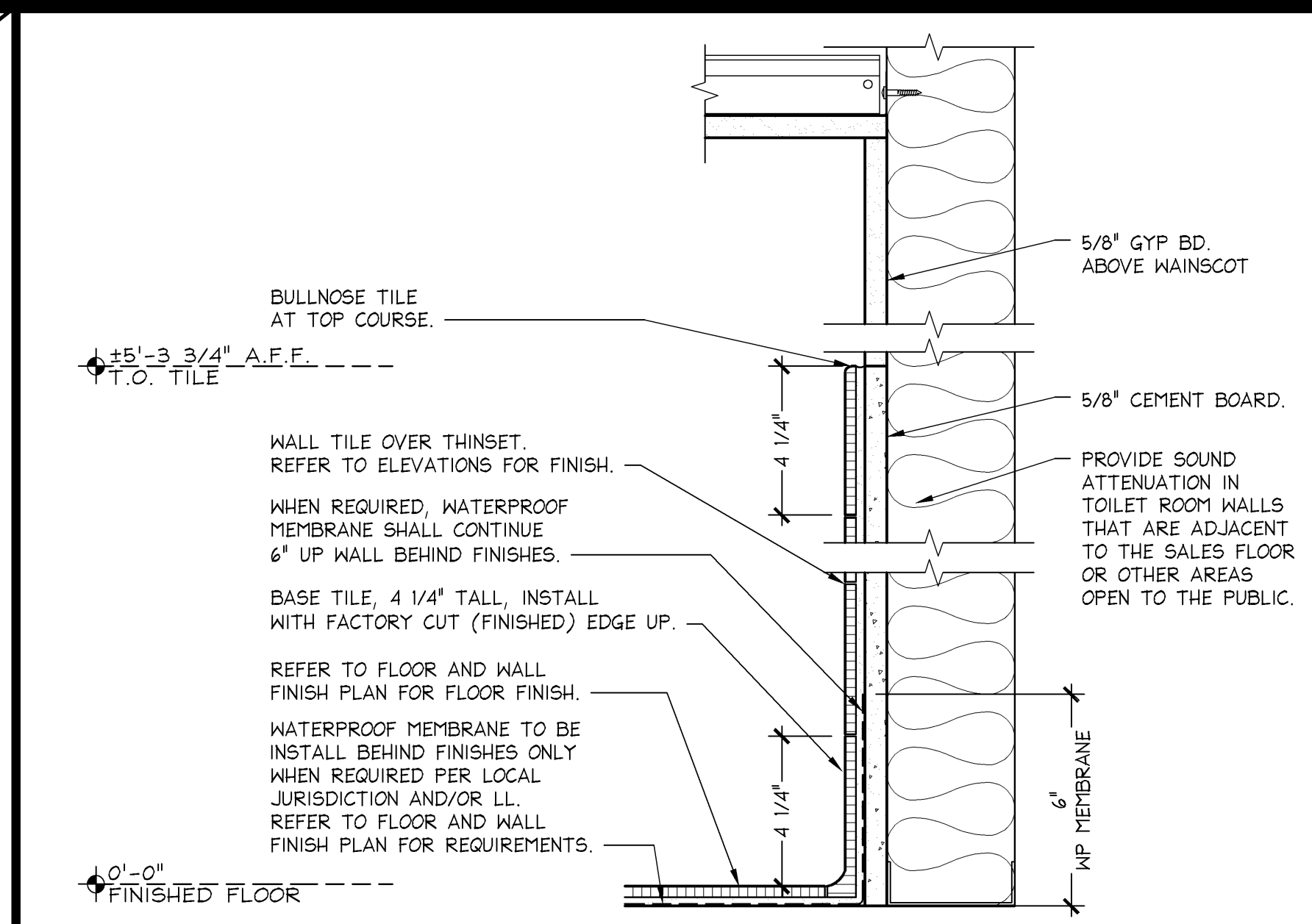
**DRINKING FOUNTAIN (NON-PUBLIC)**  
**ELEVATIONS**  
1/2" ± 1'-0"  
05D-A1301-800-DETL 02.21.14

- THE STRUCTURAL STRENGTH OF GRAB BARS SHALL MEET THE FOLLOWING SPECIFICATIONS:
- BENDING STRESS IN A GRAB BAR INDUCED BY THE MAXIMUM BENDING MOMENT FROM THE APPLICATION OF 250 LBF (112N) SHALL BE LESS THAN THE ALLOWABLE STRESS FOR THE MATERIAL OF THE GRAB BAR.
  - SHEAR STRESS INDUCED IN A GRAB BAR BY THE APPLICATION OF 250 LBF (112N) SHALL BE LESS THAN THE ALLOWABLE SHEAR STRESS FOR THE MATERIAL OF THE GRAB BAR. IF THE CONNECTIONS BETWEEN THE GRAB BAR AND ITS MOUNTING BRACKET OR OTHER SUPPORT IS CONSIDERED TO BE FULLY RESTRAINED, THEN DIRECT AND TORSIONAL SHEAR STRESSES SHALL BE TOTATED FOR THE COMBINED SHEAR STRESS, WHICH SHALL NOT EXCEED THE ALLOWABLE SHEAR STRESS.
  - TENSILE FORCE INDUCED IN A FASTENER BY A DIRECT TENSION FORCE OF 250 LBF (112N) PLUS THE MAXIMUM MOMENT FROM THE APPLICATION OF 250 LBF (112N) SHALL BE LESS THAN THE ALLOWABLE TENSILE LOAD BETWEEN THE FASTENER AND THE SUPPORTING STRUCTURE.
  - GRAB BARS SHALL NOT ROTATE WITHIN THEIR FITTINGS.

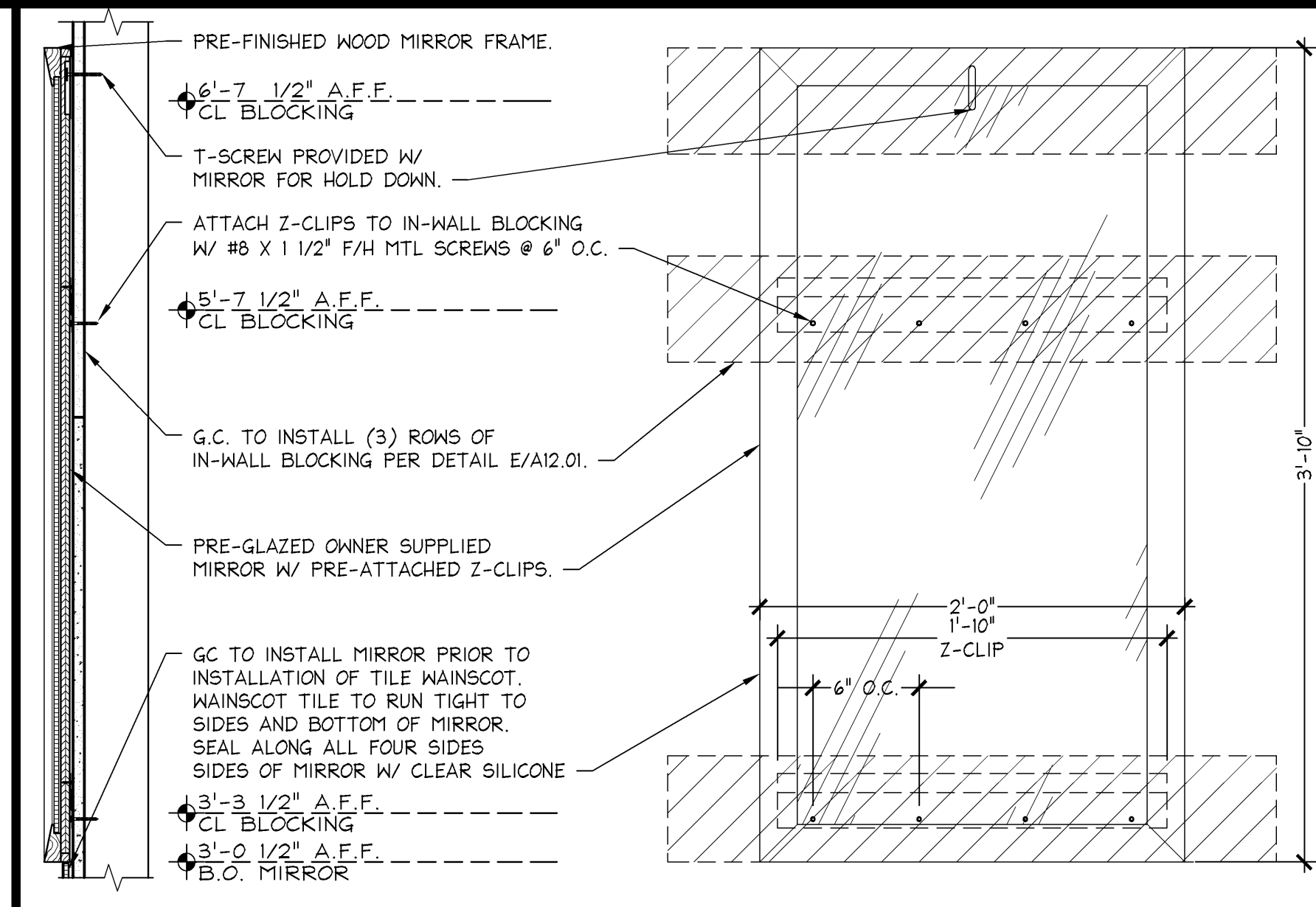
**GRAB BAR**  
**INSTALLATION DETAIL**  
6" ± 1'-0"  
05D-A1301-P00-DETL 02.21.14



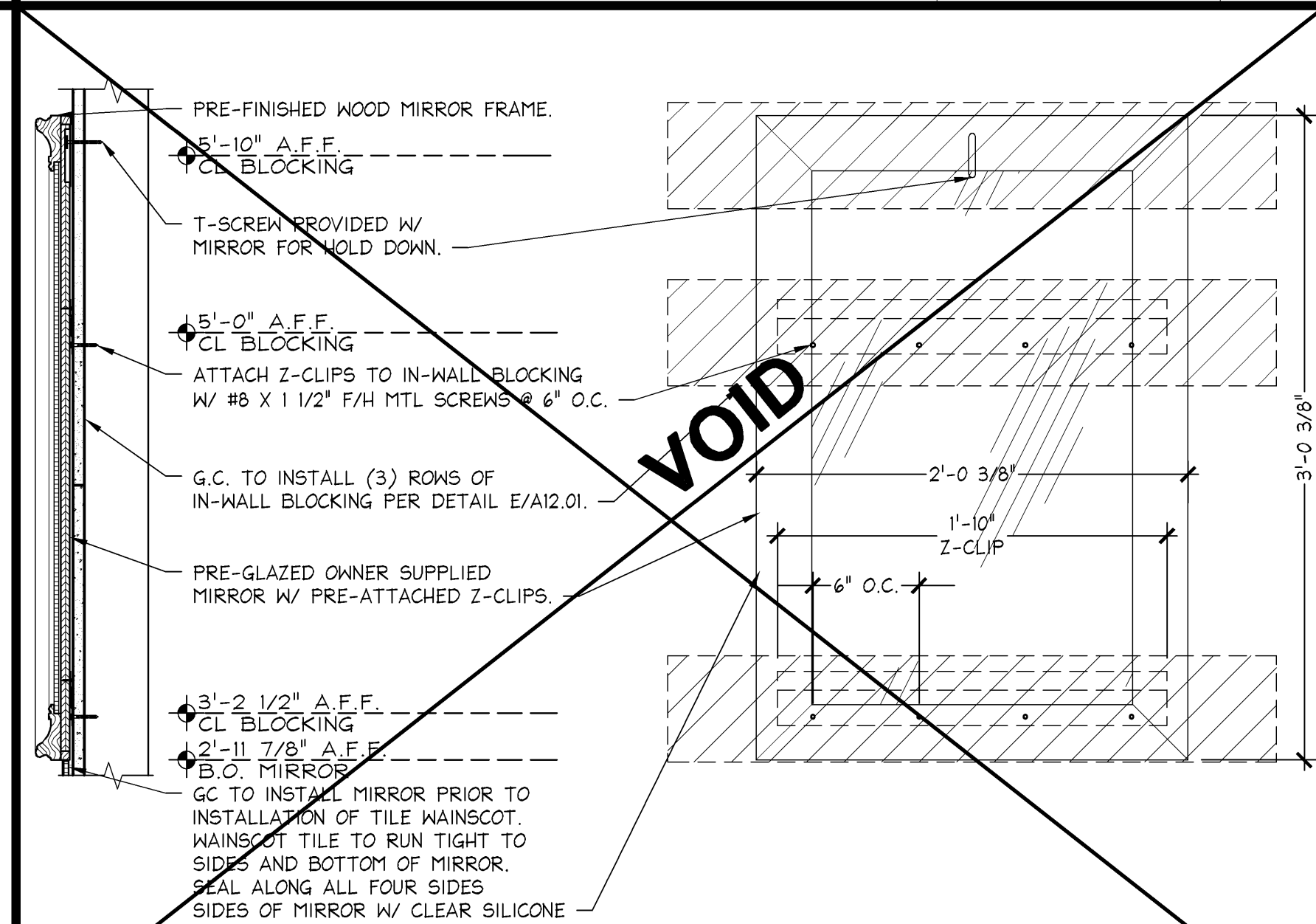
**TOILET ROOM CABINET**  
**INSTALLATION DETAILS**  
1 1/2" ± 1'-0"  
05D-A1301-N00-DETL 02.21.14



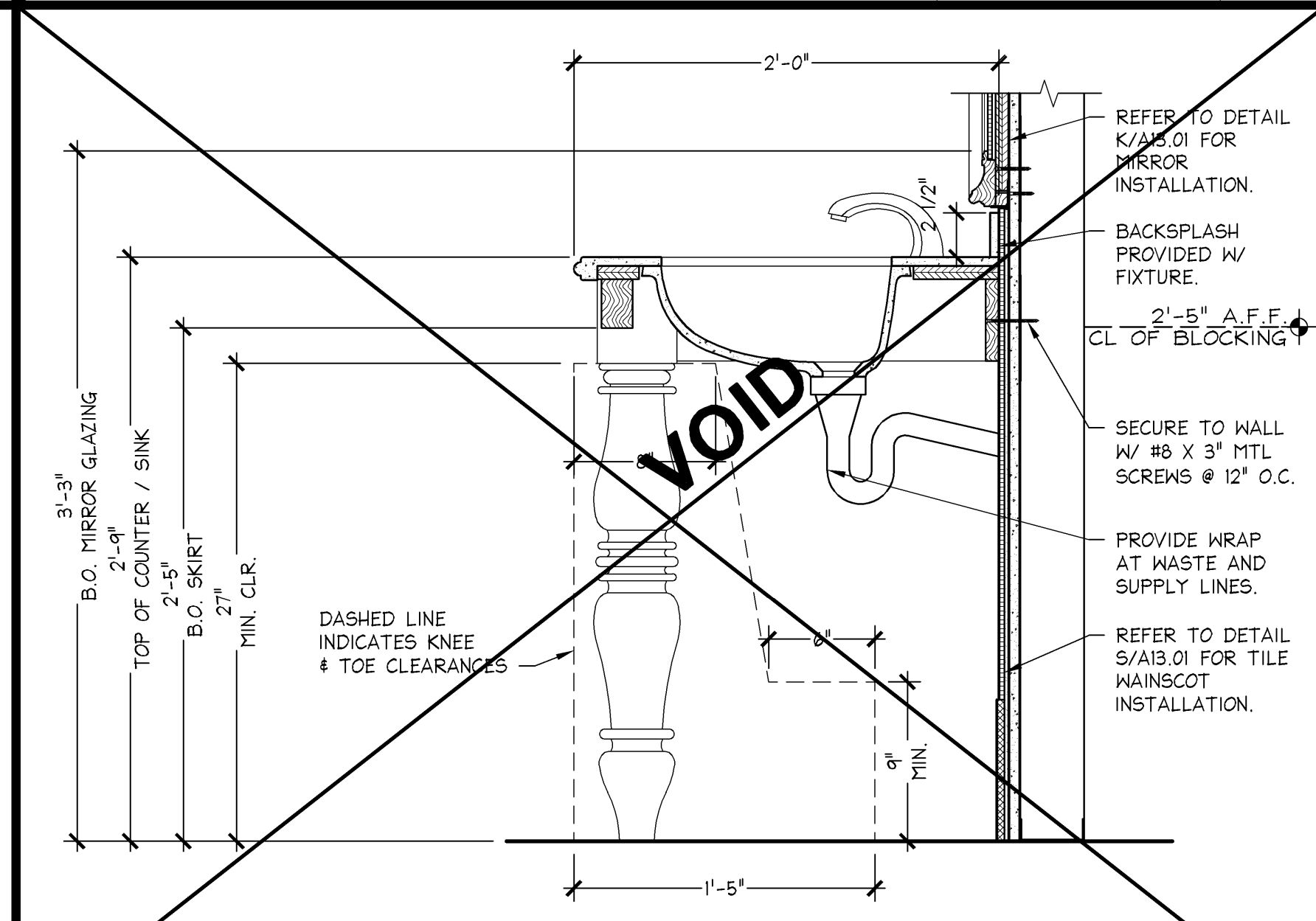
**TOILET ROOM TILE WAINSCOT**  
**SECTION DETAIL**  
3" ± 1'-0"  
05D-A1301-M00-DETL 02.21.14



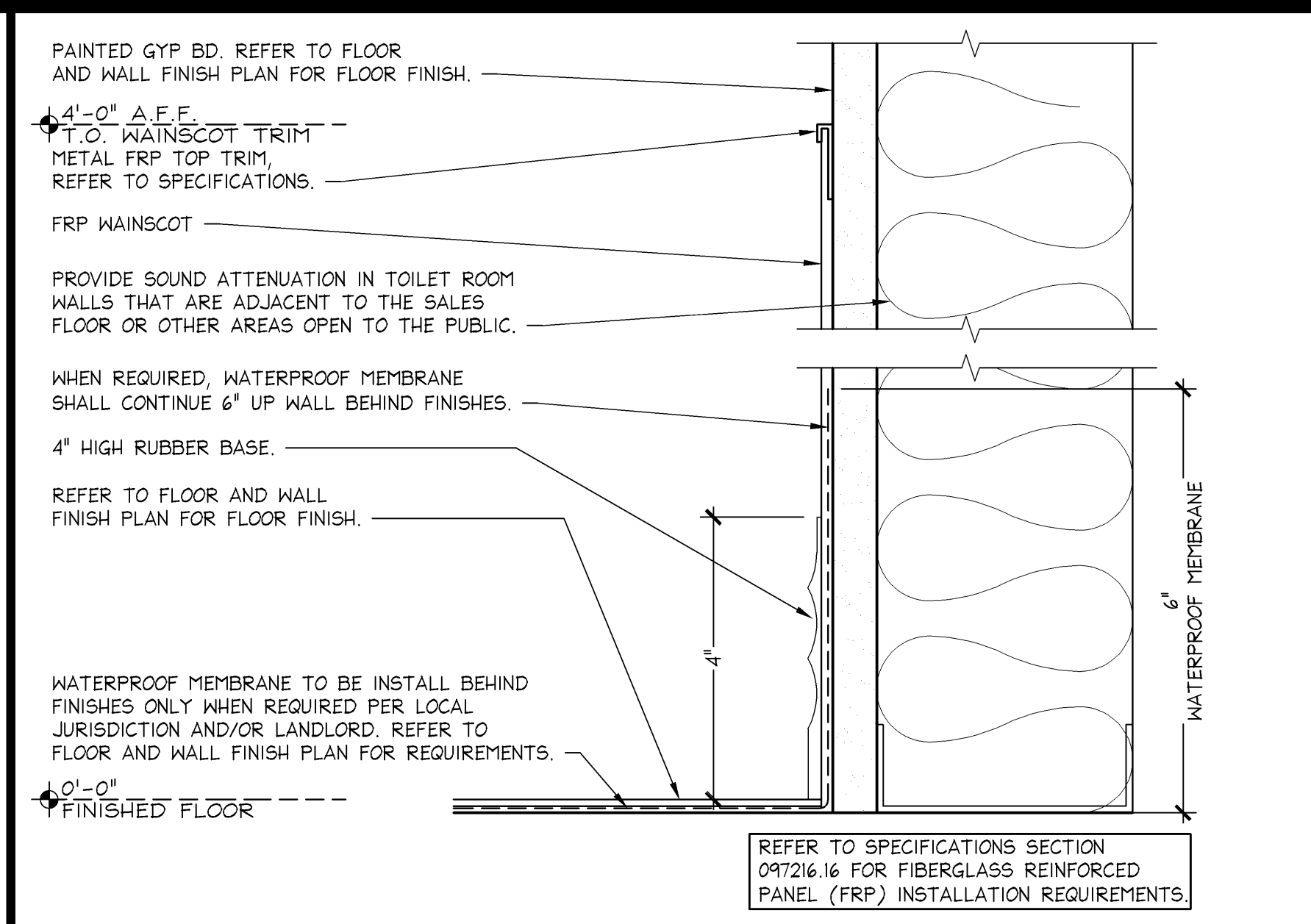
**TOILET ROOM MIRROR**  
**INSTALLATION DETAIL**  
1 1/2" ± 1'-0"  
05D-A1301-L00-DETL 02.21.14



**POWDER ROOM MIRROR**  
**INSTALLATION DETAIL**  
1 1/2" ± 1'-0"  
05D-A1301-K00-DETL 02.21.14



**POWDER ROOM LAVATORY (PKG2)**  
**INSTALLATION SECTION**  
1 1/2" ± 1'-0"  
05D-A1301-J00-DETL 02.21.14



**FRP WAINSCOT**  
**SECTION DETAIL**  
6" ± 1'-0"  
05D-A1301-H00-DETL 02.21.14

KEY	ITEM	FURN O	INST GC	E	REMARKS
	<b>GENERAL/GLOBAL</b>				
1	DOOR AND JAMB, REFER TO DOOR SCHEDULE A00.02 FOR HARDWARE AND RESPONSIBILITIES				
2	DOOR STOP, ALIGN WITH DOOR HANDLE. PROVIDE BLOCKING PER E/A12.01.				SEE DOOR SCHEDULE A00.02 FOR SPEC AND RESPONSIBILITY
3	FLOOR DRAIN				REFER TO PLUMBING DRAWINGS
4	1 1/2" X 1 1/2" X 48" BRUSHED STAINLESS STEEL CORNER GUARD - GAMCO #CG-2				PURCHASE THROUGH CBC
5	DRINKING FOUNTAIN				REFER TO PLUMBING DRAWINGS
6	COMPUTER WORKSTATION (INDICATED W/ HATCHED AREA)				PURCHASE THROUGH CBC
7	MOP SINK BASIN W/ FAUCET SET AND 42" HOSE				REFER TO PLUMBING DRAWINGS
8	HOSE HOLDER - McMASTER-CARR #B505A71				PURCHASE THROUGH CBC
9	FRICITION TYPE MOP HOLDER - GAMCO #HS-1, G.C. TO PROVIDE IN WALL BLOCKING PER E/A12.01				PURCHASE THROUGH CBC
10	WATER HEATER ABOVE				REFER TO PLUMBING DRAWINGS
11	MOTION SENSOR ACTIVATED LIGHT SWITCH				REFER TO ELECTRICAL DWGS
12	GFI RATED DUPLEX OUTLET				REFER TO ELECTRICAL DWGS
13	ACCESSIBLE SIGNAGE				REFER TO DETAIL W/A00.04
14	WATERPROOF MEMBRANE				SEE SPEC. SECTION 071416

**BREAK ROOM/AREA**

20	PRE-FINISHED BASE AND WALL CABINETRY				REFER TO DETAIL K/A14.02
21	SOLID SURFACE COUNTERTOP AND BACKSPLASH				REFER TO DETAIL K/A14.02
22	BREAK ROOM SINK AND FAUCET, REFER TO PLUMBING DWGS				
23	PAPER TOWEL HOLDER - HAFELE #KT024, STAINLESS STEEL				REFER TO DETAIL K/A14.02
24	FRAMED BREAK ROOM USAGE SIGN				PROVIDED BY LLS
25	MICROWAVE, REFER TO ELEC. DWGS. FOR POWER				PROVIDED BY LLS
26	18.2 CU. FT. REFRIGERATOR W/ TOP FREEZER, REFER TO ELEC. DWGS. FOR POWER				PROVIDED BY LLS
27	APARTMENT REFRIGERATOR, SEE ELEC. DWGS. FOR POWER				PROVIDED BY LLS
28	VENDING MACHINE, REFER TO ELEC. DWGS. FOR POWER				PROVIDED BY OPERATIONS
29	COAT RACK, REFER TO DETAIL G/A14.02				PROVIDED BY LLS
30	(6) CLOTHING HOOKS MOUNTED BELOW COAT RACK - GAMCO #B564. REFER TO DETAIL G/A14.02				PURCHASE THROUGH CBC
31	FULL SIZE LOCKER BANK - 6 UNITS HIGH. G.C. TO SECURE TO WALL THROUGH BACK.				PROVIDED BY LLS
32	PERSONAL LOCKER BANK - 8 UNITS HIGH. G.C. TO SECURE TO WALL THROUGH BACK.				PROVIDED BY LLS
33	FRAMED LOCKER USAGE SIGN, MOUNT ABOVE LOCKER BANK.				PROVIDED BY LLS
34	36" X 36" TABLE				PROVIDED BY LLS
35	STACKING CHAIRS				PROVIDED BY LLS
36	MOBILE TELEVISION CART W/ TV/DVD COMBO UNIT				PROVIDED BY LLS
37	HEADSET STORAGE CART				
38	"ALL" SYSTEM EQUIPMENT, REFER TO DETAIL D/A14.02. SEE ELEC DWGS FOR POWER REQUIREMENTS				PROVIDE BY LTS BLOCKING AND WIRING BY GC
39	48" X 36" ASSOCIATE RESOURCE CENTER COMMUNICATION BOARD, G.C. TO MOUNT TOP @ 6'-0" A.F.F.				PROVIDED BY LLS
40	48" X 36" COMMUNICATION RESOURCE CENTER COMMUNICATION BOARD, G.C. TO MOUNT TOP @ 6'-0"				PROVIDED BY LLS
41	48" X 36" GET READY CENTER COMMUNICATION BOARD, G.C. TO MOUNT TOP @ 6'-0" A.F.F.				PROVIDED BY LLS
42	SLATWALL PANELS, REFER TO FINISH SCHEDULE E/A00.03 FOR SPECIFICATIONS AND ORDER INFO				INSTALL PER DETAIL N/A14.02 FOR ACCESSORIES ORDER FROM www.storewall.com
43	(2) 5'x32" LEDGE SHELVES FROM STOREWALL FOR CELL PHONE CHARGERS (www.storewall.com). HANG AT 142" A.F.F.				PROVIDED BY LLS
44	MIRROR HAVE RACK				

- INSTALLATION OF ALL ITEMS MUST FULLY COMPLY WITH ALL LOCAL, STATE, AND FEDERAL CODES.
  - DOORS SHALL NOT SWING INTO THE CLEAR FLOOR SPACE OF ANY PLUMBING FIXTURE. THEY MAY SWING INTO THE REQUIRED TURNING RADIUS.
  - G.C. TO PROVIDE IN-WALL BLOCKING FOR ALL WALL MOUNTED ITEMS PER DETAIL E OR F ON A12.01. REFER TO EACH ITEM FOR ACTUAL TYPE REQUIRED.
  - REFER TO INTERIOR ELEVATIONS FOR MOUNTING HEIGHTS OF ALL FIXTURES AND ACCESSORIES IN TOILET ROOMS AND POWDER ROOMS.
  - REFER TO PLUMBING DRAWINGS FOR SPECIFICATIONS OF ALL PLUMBING FIXTURES.
  - INSTALL ALL ITEMS PER MANUFACTURER'S INSTRUCTIONS.
  - REFER TO FLOOR SHEET A05.XX FLOOR AND WALL FINISH PLAN FOR FLOOR FINISH CALLOUTS
  - REFER TO SHEET A05.XX AND INTERIOR ELEVATIONS FOR WALL FINISH CALLOUTS
  - REFER TO RESPONSIBILITY SCHEDULE ON SHEET A00.01 FOR FINISH RESPONSIBILITIES
  - WHEN INDICATED ACCESSORIES LISTED SHALL BE PROVIDED BY THE GENERAL CONTRACTOR THROUGH THE FOLLOWING DISTRIBUTOR. NO EXCEPTIONS OR SUBSTITUTIONS WILL BE ALLOWED.
- CONSTRUCTION BUILDING SYSTEMS, INC. (CBC)  
JIM CAMPBELL  
800.444.4697, EXT #8504

**AMENITY KEYNOTES / RESPONSIBILITY SCHEDULE**



**POWDER ROOM - VSL PKG1**  
**SECTION DETAIL**  
1/2" ± 1'-0"  
05N-A1301-A00-NOTE 04.04.14

KEY	ITEM	FURN O	INST GC	E	REMARKS
	<b>OFFICE/TRAINING ROOMS</b>				
60	DESK LAMINATE TOP, BRACKETS AND GROMMETS				REFER TO DETAIL E/A14.02
61	WALL MOUNTED OVERHEAD CABINET WITH SLIDING TRANSLUCENT DOOR LENGTH (42" OR 48") AS INDICATED IN PLAN. PROVIDED W/ TASK LIGHTING, REFER TO ELEC DWGS				PROVIDED BY LLS
62	TASK CHAIR				PROVIDED BY LLS
63	LATERAL FILE CABINET - 4 DRAWERS HIGH				PROVIDED BY LLS
64	NOT USED				
65	MOBILE PEDESTAL FILE CABINET				PROVIDED BY LLS
66	COMPUTER WORKSTATION (INDICATED W/ HATCHED AREA)				REFER TO ELEC DWGS.
67	IP CAMERA WORKSTATION (INDICATED W/ HATCHED AREA)				REFER TO ELEC DWGS.
68	HALL MOUNTED SHELVING FOR CCTV SUPPORT, STANDARDS, BRACKETS, AND CLIPS. SEE DETAIL A-2A/A14.01				NOTE: PARTICLE BOARD SHELVES PROVIDED BY GC
69	MAILBOX UNIT, SET ON FILE CABINET OR DESK SURFACE				PROVIDED BY LLS
70	INFORMATION LOCK BOX PLACED ON FLOOR BELOW DESK				
71	SMALL SAFE, G.C. TO SECURE PER MFG SPECIFICATIONS				
72	LARGE SAFE, G.C. TO SECURE PER MFG SPECIFICATIONS				
73	MOBILE TRAINING ROOM BOOKCASE				PROVIDED BY LLS
74	MAGNETIC DRY-ERASE BOARD W/ ALUMINUM FRAME AND HANGING HARDWARE				PROVIDED BY LLS
75	MAGNETIC DRY-ERASE BOARD 18"x36"				PROVIDED BY LLS
76	MOUNT TO OUTSIDE DOOR				
77	FURNISH THE CERTIFICATE OF OCCUPANCY AND A LIST OF THE NAMES, ADDRESSES AND TELEPHONE NUMBERS OF ALL SUBCONTRACTORS INCLUDING ALL LSDGC PROVIDED SUBCONTRACTORS, MOUNT IN SEPARATE 8 1/2" X 11" FRAMES				MOUNT AT FACE HEIGHT, ON THE OFFICE SIDE OF THE MANAGER'S OFFICE DOOR.
78	MANAGER'S OFFICE BULLETIN BOARD W/ CLOTH COVER 36"x48". MOUNT TOP @ 6'-0" A.F.F.				PROVIDED BY LLS

**TOILET ROOMS**

79	WATER CLOSET				REFER TO PLUMBING DRAWINGS
80	HALL MOUNTED LAVATORY, G.C. TO PROVIDE IN-WALL BLOCKING AND INSTALL PER MFG INSTRUCTIONS.				REFER TO PLUMBING DRAWINGS
81	CLOTHING HOOK - GAMCO #7672, SATIN FINISH. G.C. TO PROVIDE IN WALL BLOCKING PER E/A12.01.				PURCHASE THROUGH CBC
82	1 1/4" DIA. GRAB BAR: KOHLER PURIST 18" #K-11892, 24" #K-11893, 36" #K-11895, 42" #K-11896				SEE ELEVATION FOR SIZE. INSTALL PER DETAIL F/A13.01
83	SINGLE ROLL SURFACE MOUNTED TOILET PAPER HOLDER - AMERICAN STANDARD #8336.230, SATIN NICKEL				G.C. TO PROVIDE IN WALL BLOCKING PER DETAIL E/A12.01
84	RECESSED SANITARY NAPKIN DISPOSAL - BOBRICK #B-4353, STAINLESS STEEL				PURCHASE THROUGH CBC
85	SURFACE MOUNTED TOILET SEAT COVER DISPENSER - BOBRICK #B-221, PROVIDE IN WALL BLOCKING PER DETAIL E/A12.01				PURCHASE THROUGH CBC
86	RECESSED WASTE RECEPTACLE - GAMCO #WR-9				PURCHASE THROUGH CBC
87	HAND DRYER - DYSON AIR A814-PC-ABS, GRAY FINISH. PROVIDE BLOCKING PER E/A12.01 @ 11" AND 21-7" A.F.F.				REFER TO ELEC DWGS FOR POWER REQUIREMENTS
88	HALL MOUNTED PAPER TOWEL HOLDER, HAFELE #P80.05.870				BLOCKING PER E/A12.01
89	WALL MOUNTED LIGHT SCONCE				REFER TO LIGHTING PLAN
90	PRE-FINISHED FRAMED MIRROR, CENTERED ABOVE SINK. MIRROR PROVIDED FULLY GLAZED W/ MOUNTING HARDWARE				REFER TO DETAIL L/A13.01
91	SURFACE MOUNTED PRE-FINISHED WOOD CABINET				REFER TO DETAIL N/A13.01

**POWDER ROOM - VSL PKG2**

92	CONSOLE TABLE LAVATORY, VENDOR SUPPLIED CHASSIS AND HANG TOP PROVIDED SEPARATELY, G.C. TO ASSEMBLE ON SITE. HOLES PRE-CUT FOR G.C. SUPPLIED BASIN AND FAUCET.				REFER TO DETAIL E/A14.03 AND PLUMBING DRAWINGS
93	PRE-FINISHED FRAMED MIRROR, CENTERED ABOVE SINK. MIRROR PROVIDED FULLY GLAZED W/ MOUNTING HARDWARE				REFER TO DETAIL L/A14.03
94	NOT USED				
95	CLOTHING HOOK - GAMCO #7672, BRIGHT STAINLESS STEEL. G.C. TO PROVIDE IN WALL BLOCKING PER E/A12.01.				PURCHASE THROUGH CBC
96	WALL HUNG TOILET W/ IN-WALL TANK AND POLISHED CHROME PUSH PLATE, ENSURE PLATE IS INSTALLED CLEAR OF CHAIR RAIL AND THAT TOP OF TOILET SEAT FITS BETWEEN 17"-19"				REFER TO PLUMBING DRAWINGS
97	RECESSED TOILET PAPER HOLDER - GINGER COLUMNAR #4525BN, POLISHED NICKEL				
98	RECESSED HAND DRYER - TOTO HDRI085S, STAINLESS STEEL				REFER TO ELEC DWGS FOR POWER REQUIREMENTS
99	SOAP DISPENSER - LEOFROY BROOKS, GENEVA Y1-309P, CHROME PLATE.				HOLE IS PRE-CUT IN LAV. TOP
	<b>POWDER ROOM - VSL PKG2</b>				
100	CONSOLE TABLE LAVATORY W/ CORTAN TOP AND BOWL				REFER TO DETAIL J/A13.01 AND PLUMBING DRAWINGS
101	PRE-FINISHED FRAMED MIRROR, CENTERED ABOVE SINK. MIRROR PROVIDED FULLY GLAZED W/ MOUNTING HARDWARE				REFER TO DETAIL K/A13.01
102	NOT USED				

**POWDER ROOM - VSL PKG2**  
**SECTION DETAIL**  
1/2" ± 1'-0"  
05N-A1301-A00-NOTE 04.04.14